

# 2022-2023 Annual Progress Report

In accordance with Iowa Code 281-72.10(2), the following information has been collected to showcase data from HeartlandAEA for the 2022-2023 year.

## System and Individual AEA Goal Statements and Progress

### Statewide AEA Playbook Goals

- Accelerate learning
- Inspire educators to sustain superior learning outcomes
- Innovate with school to maximize system effectiveness and resources

### HeartlandAEA Goals

- Increase learning growth for students
- Decrease gaps in achievement
- Increase annual graduation rates
- Increase gateways to post-secondary success

### Progress on HeartlandAEA Goals

#### Increase learning growth for students

- Literacy
- Proficiency for all students/all grades on ISASP has remained steady and varied between 69.60% - 71.63% proficient since 2018-2019.
  - Third graders remain our lowest performing grade level on ISASP at 33.15% not yet proficient.
  - 8th graders are our highest performing grade level at 75.69% proficient.
- Math
- Proficiency for all students/all grades on ISASP has remained steady and varied between 66.09% - 71.85% proficient since 2018-2019.
  - Ninth graders are our lowest performing grade level on ISASP at 37.94% not yet proficient.
  - Third graders are our highest performing grade level at 75.17% proficient.

- Science
- Proficiency in science has steadily increased across all grade levels over the past 5 years from 58.09% proficient to 64.11% proficient.

#### Decrease gaps in achievement

LITERACY - % proficient

	ALL	Free/Reduced Lunch	IEP	ELL
Fall 2023	66%	50%	29%	29%
Fall 2022	66%	48%	28%	30%
Fall 2021	66%	50%	29%	33%

MATH - % proficient

	ALL	Free/Reduced Lunch	IEP	ELL
Fall 2023	71%	54%	37%	37%

Fall 2022	72%	55%	38%	39%
Fall 2021	71%	52%	38%	37%

The gaps continue to remain fairly steady for the past 3 years in both literacy and math in all sub-groups.

### Increase annual graduation rates

The graduation rate trendline in HeartlandAEA school districts has decreased slightly (1.62%).

- 2017/2018 - 92.58
- 2018/2019 - 93.07
- 2019/2020 - 91.68
- 2020/2021 - 91.35
- 2021/2022 - 90.96

Heartland AEA's graduation rate is 1.1% above the state average of 89.86%

### Increase gateways to post-secondary success

HAEA area students' intention to enroll in post-secondary education steadily declined from 80.40% in 2015 to 72.90% in 2022. However, there was an increase of 1.2% between 2021 and 2022. HAEA is 1.7% above the state average of 71.2% intending to enroll.

From 2015 to 2021 the enrollment of HAEA students in a post secondary program within 1 year of high school graduation decreased from 70.10% to 62.90%. This is a decrease of 7.2% of students enrolling. HAEA is 1.4% above the state average of 61.5% of students enrolling in a post secondary program within a year of graduation.

Students persisting for a second year of post-secondary education is trending down in HAEA. In 2015, 61% of students returned for a second year in comparison to 54.20% of students in 2020 (the last year of data we currently have). This is a downward trend of 6.8% fewer students returning for the second year. In comparison to the state average (51%), HAEA is 3.2% higher.

HAEA students completed their post secondary education within 6 years of high school graduation at a rate of 48.70%. The state average is 47.9%.

## Indicators of Quality

HeartlandAEA reviews formative and summative data and is attentive to trends over time. Some examples of frequently reviewed data include:

- Iowa Department of Education Annual Condition of Education Report
- Attendance
- School Performance - ISASP and ISPP
- Formative Assessments - FAST data
- Discipline - Suspensions, Expulsions
- Special Education - Placement, Discipline, Identification Rates, Disproportionality
- Post-Secondary - Graduation Rates, ACT Trends, Planning and Success
- Hanover Survey

## 2022-2023 Student Enrollment

	PK-12 Percentages			PK-12 Counts		
	All	Public	Non-Public	All	Public	Non-Public
<b>Totals</b>	100.0%	100.0%	100.0%	158113	148033	10080
<b>Asian</b>	4.4%	4.4%	4.5%	6995	6545	450
<b>Black</b>	7.9%	8.1%	4.9%	12511	12014	497
<b>Hispanic</b>	12.9%	13.1%	10.0%	20340	19330	1010

<b>Multi-Race</b>	5.1%	5.2%	4.3%	8069	7635	434
<b>Native American</b>	0.2%	0.2%	0.1%	349	337	12
<b>Pacific Islander</b>	0.1%	0.1%	0.2%	204	179	25
<b>White</b>	69.3%	68.9%	75.9%	109645	101993	7652
<b>TOTAL PK-12</b>	100.0%	100.0%	100.0%	158113	148033	10080

## Iowa Statewide Assessment of Student Progress (ISASP)

### Five Year Literacy Trends (ISASP)

#### Heartland AEA ISASP ESA Trends: Numbers represent percent Proficient or Advanced

	2018-2019	2020-2021	2021-2022	2022-2023
03	65.01	52.41	66.20	66.85
04	71.18	72.97	74.90	73.75
05	68.03	66.51	68.46	69.41
06	69.86	71.44	68.45	72.28
07	72.16	64.80	72.75	74.41
08	70.85	74.65	75.79	75.69
09	76.39	74.44	73.47	70.37
10	74.87	76.06	74.22	72.69
11	70.11	73.90	70.05	68.80
All Grades	<b>70.89</b>	<b>69.60</b>	<b>71.63</b>	<b>71.59</b>

### Five Year Math Trends (ISASP)

#### Heartland AEA ISASP Math Trends: Numbers represent percent Proficient or Advanced

	2018-2019	2020-2021	2021-2022	2022-2023
03	72.92	72.05	72.55	75.17
04	74.39	68.78	71.37	73.74
05	72.28	67.19	67.00	73.17
06	72.90	66.28	67.89	69.79
07	73.02	65.16	66.13	68.34

08	73.37	69.97	65.98	71.69
09	71.18	64.12	60.32	62.06
10	69.37	65.62	63.19	67.12
11	66.61	66.10	60.44	67.96
All Grades	<b>71.85</b>	<b>67.25</b>	<b>66.09</b>	<b>69.85</b>

#### Five Year Science Trends (ISASP)

##### Heartland AEA ISASP Science Trends: Numbers represent percent Proficient or Advanced

	2018-2019	2020-2021	2021-2022	2022-2023
05	52.12	54.77	60.73	64.20
08	59.40	64.07	66.13	65.24
10	63.08	64.70	63.96	62.91
All Grades	<b>58.03</b>	<b>61.13</b>	<b>63.67</b>	<b>64.11</b>

#### All Students at Heartland AEA at Benchmark (FastBridge)

##### Literacy

Heartland AEA	Enrollment	Screened	At Benchmark
	78,633	98%	66%

##### Mathematics

Heartland AEA	Enrollment	Screened	At Benchmark
	78,633	92%	71%

#### Free and Reduced Lunch at Benchmark / Non-Free and Reduced Lunch at Benchmark (FastBridge)

##### Literacy

Free/Reduced Lunch	Enrollment	Screened	At Benchmark
No	48,063	98%	77%
Yes	30,574	98%	50%

Mathematics

Free/Reduced Lunch	Enrollment	Screened	At Benchmark
No	48,060	90%	82%
Yes	30,573	94%	54%

**IEP at Benchmark / Non-IEP at Benchmark (FastBridge)**

Literacy

IEP Status	Enrollment	Screened	At Benchmark
No	68,579	99%	72%
Yes	10,058	94%	29%

Mathematics

IEP Status	Enrollment	Screened	At Benchmark
No	68,575	92%	75%
Yes	10,058	89%	37%

**ELL at Benchmark / Non-ELL at Benchmark (FastBridge)**

Literacy

ELL Status	Enrollment	Screened	At Benchmark
No	70,295	98%	71%
Yes	8,343	98%	29%

Mathematics

ELL Status	Enrollment	Screened	At Benchmark
No	70,290	92%	75%
Yes	8,343	94%	37%

**Comparison to Statewide ISASP Scores (2022-23)**

READING	Not Yet Proficient		Proficient		Advanced	
	HeartlandAEA	Iowa	HeartlandAEA	Iowa	HeartlandAEA	Iowa
3	33.15	34.77	55.41	55.48	11.44	9.75

4	26.25	28.05	61.07	61.62	12.68	10.33
5	30.59	32.74	59.71	58.96	9.7	8.3
6	27.72	28.26	61.53	62.21	10.74	9.53
7	25.59	26.8	60.89	61.79	13.52	11.41
8	24.31	24.93	66.04	66.39	9.65	8.68
9	29.63	31.11	62.9	62.48	7.47	6.42
10	27.31	28.34	58.51	59.33	14.17	12.34
11	31.2	32.03	54.46	55.5	14.34	12.46

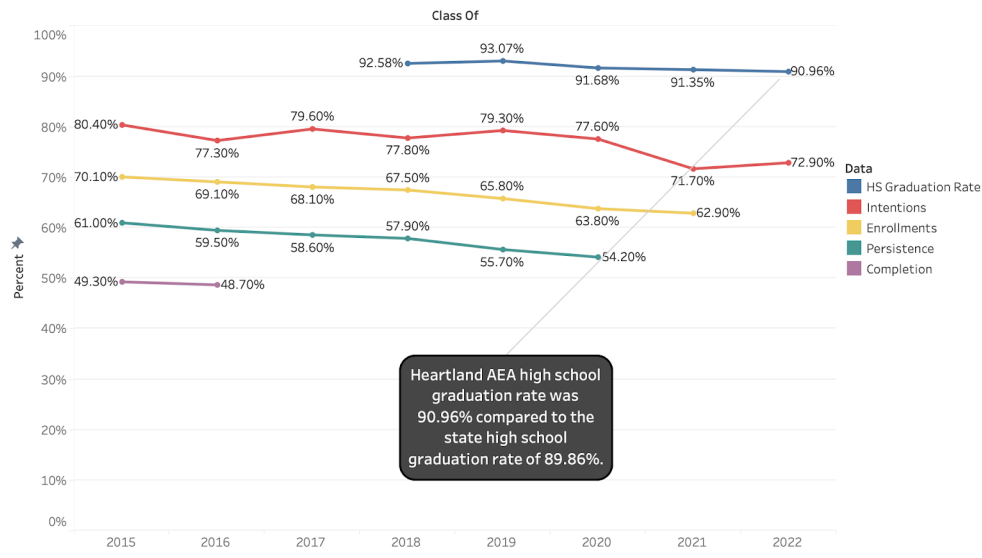
MATH	Not Yet Proficient		Proficient		Advanced	
	HeartlandAEA	Iowa	HeartlandAEA	Iowa	HeartlandAEA	Iowa
3	24.83	25.38	54.77	56.35	20.4	18.28
4	26.26	27.87	54.31	55.05	19.43	17.08
5	26.83	29.45	54.73	55.2	18.44	15.34
6	30.21	30.72	53.05	54.53	16.74	14.74
7	31.66	31.94	56.57	57.85	11.77	10.21
8	28.31	28.8	59.03	59.65	12.66	11.56
9	37.94	39.87	47.97	48.23	14.09	11.9
10	32.88	34.22	55.31	55.73	11.82	10.05
11	32.04	33.38	51.95	52.46	16.01	14.16

SCIENCE	Not Yet Proficient		Proficient		Advanced	
	HeartlandAEA	Iowa	HeartlandAEA	Iowa	HeartlandAEA	Iowa
5	35.8	38.26	61.14	58.96	3.07	2.78
8	34.76	34.44	58.33	59.3	6.91	6.26
10	37.09	38.77	49.29	49.29	13.61	11.94

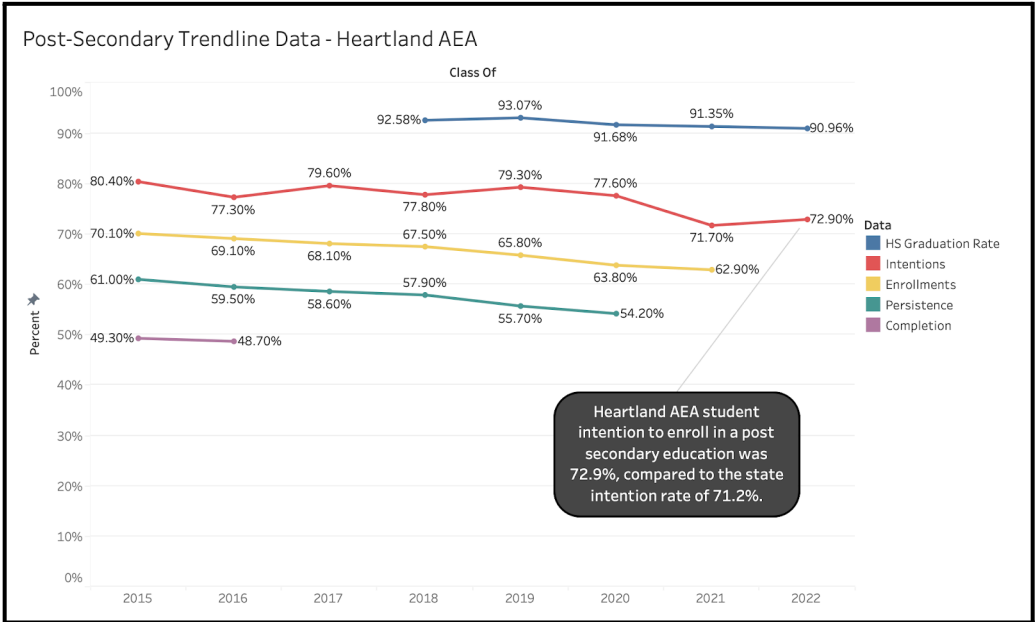
**Post-Secondary Trendline Data - HeartlandAEA**

**HeartlandAEA High School Graduation Rate**

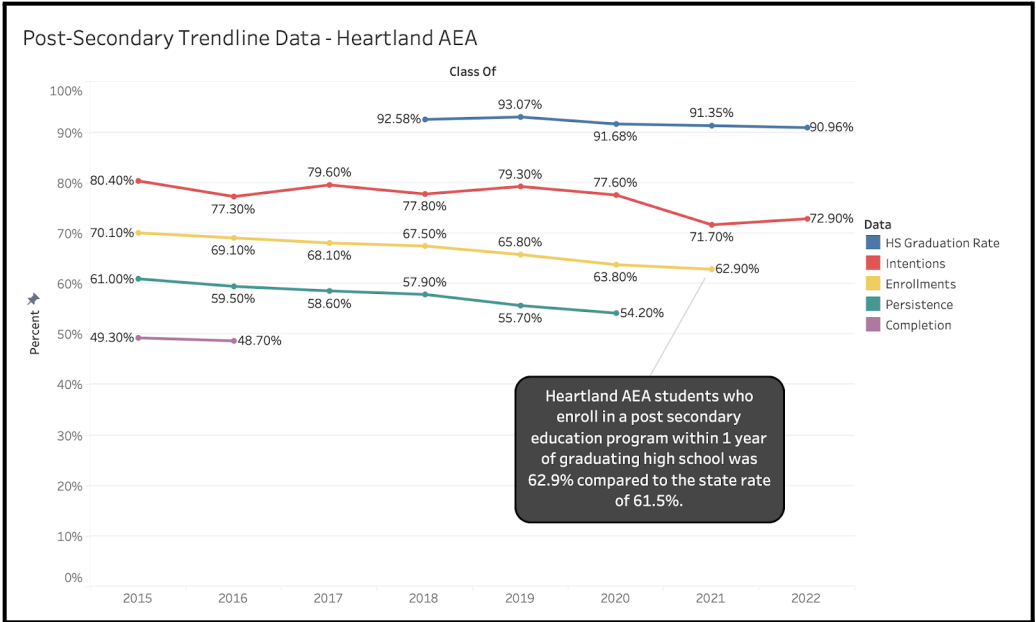
# Post-Secondary Trendline Data - Heartland AEA



## HeartlandAEA Intention to Enroll in Post Secondary Education



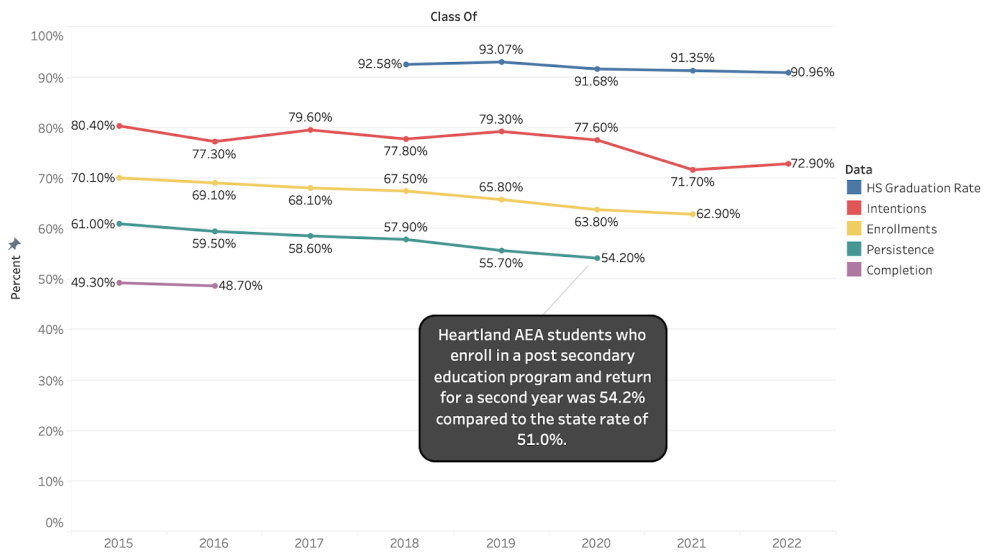
## HeartlandAEA enrollment in post secondary education within 1 year of high school graduation





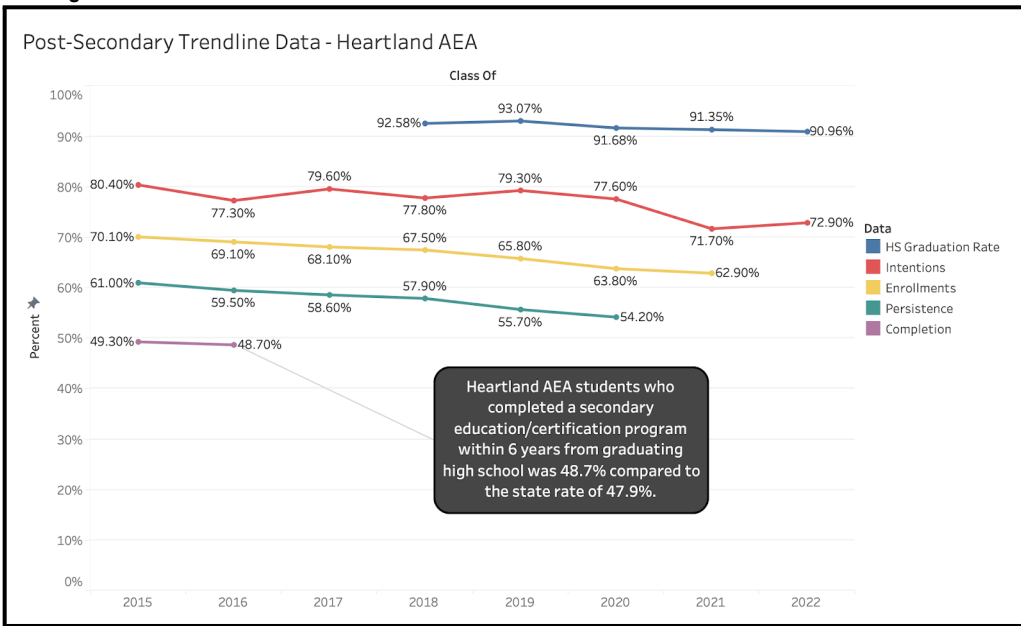
HeartlandAEA students enrolling in post secondary education for 2nd year

Post-Secondary Trendline Data - Heartland AEA



Heartland AEA students who enroll in a post secondary education program and return for a second year was 54.2% compared to the state rate of 51.0%.

**HeartlandAEA students completing a post secondary education/certification program within 6 years of high school graduation**



**Federal Designations**

**Every Student Succeeds Act (ESSA) Targeted Assistance**

ESSA includes provisions that will help to ensure success for students and schools. Below are just a few. The law:

- Advances equity by upholding critical protections for America's disadvantaged and high-need students.
- Requires—for the first time—that all students in America be taught to high academic standards that will prepare them to succeed in college and careers.
- Ensures that vital information is provided to educators, families, students, and communities through annual statewide assessments that measure students' progress toward those high standards.
- Helps to support and grow local innovations—including evidence-based and place-based interventions developed by local leaders and educators.
- Sustains and expands this administration's historic investments in increasing access to high-quality preschool.
- Maintains an expectation that there will be accountability and action to effect positive change in our lowest-performing schools, where groups of students are not making progress, and where graduation rates are low over extended periods of time.

Each Iowa Area Education Agency (AEA) provides required, direct support to all Targeted and Extended Targeted schools. In addition, each Iowa AEA provides required, direct support in collaboration with the Iowa Department of Education for all Comprehensive and Extended Comprehensive schools (currently 8). There are 121 targeted schools in Heartland AEA.

Designation	District	School
-------------	----------	--------

Extended Targeted Year 2	Ames	Sawyer Elementary
Targeted Year 1	Ames	Edwards Elementary
Targeted Year 1	Ames	Meeker Elementary
Extended Targeted Year 2	Ames	Middle School
Extended Targeted Year 2	Ames	High School
Targeted Year 1	Ames	Fellows Elementary
Targeted Year 2	Ankeny	Centennial High School
Extended Targeted Year 2	Ankeny	Ankeny High School
Targeted Year 2	Ballard	East Elementary
Targeted Year 2	Baxter	Baxter High School
Targeted Year 1	Bondurant	Anderson Elementary
Targeted Year 2	Bondurant	Bondurant High School
Targeted Year 2	Boone	Boone High School
Targeted Year 1	Carlisle	Carlisle High School
Targeted Year 2	Colfax Mingo	Colfax Mingo Junior High/High School
Targeted Year 2	Colo Nesco	Colo Nesco Middle/High School
Targeted Year 2	Coon Rapids Bayard	Coon Rapids Bayard 6-12 Attendance Center
Targeted Year 2	Dallas Center Grimes	Dallas Center Grimes High School
Targeted Year 2	Dallas Center Grimes	Oak View
Extended Comprehensive Year 2	Des Moines Public Schools	Goodrell Middle School
Comprehensive Year 2	Des Moines Public Schools	Virtual Campus
Comprehensive Year 2	Des Moines Public Schools	Weeks Middle School
Comprehensive Year 2	Des Moines Public Schools	Carver Elementary
Comprehensive Year 2	Des Moines Public Schools	Monroe Elementary
Comprehensive Year 2	Des Moines Public Schools	North High School
Comprehensive Year 2	Des Moines Public Schools	Edmunds Elementary
Extended Targeted Year 2	Des Moines Public Schools	Brody Middle School
Targeted Year 2	Des Moines Public Schools	Hoyt Middle School
Extended Targeted Year 2	Des Moines Public Schools	Garton Elementary
Targeted Year 1	Des Moines Public Schools	King Elementary
Targeted Year 1	Des Moines Public Schools	Stuebaker Elementary
Targeted Year 2	Des Moines Public Schools	Harding Middle School
Targeted Year 2	Des Moines Public Schools	Wright Elementary
Targeted Year 2	Des Moines Public Schools	Hiatt Middle School

Targeted Year 1 -	Des Moines Public Schools	Greenwood Elementary
Extended Targeted Year 2 -	Des Moines Public Schools	Park Avenue Elementary
Targeted Year 2 -	Des Moines Public Schools	Stowe Elementary
Targeted Year 2 -	Des Moines Public Schools	Moore Elementary
Extended Targeted Year 2 -	Des Moines Public Schools	East High School
Extended Targeted Year 2 -	Des Moines Public Schools	Lincoln High School
Extended Targeted Year 2 -	Des Moines Public Schools	McCombs Middle School
Extended Targeted Year 2 -	Des Moines Public Schools	Brubaker Elementary
Targeted Year 2 -	Des Moines Public Schools	McKinley Elementary
Extended Targeted Year 2 -	Des Moines Public Schools	Capitol View Elementary
Targeted Year 1 -	Des Moines Public Schools	Willard Elementary
Extended Targeted Year 2 -	Des Moines Public Schools	Callanan Middle School
Extended Targeted Year 2 -	Des Moines Public Schools	Meredith Middle School
Targeted Year 2 -	Des Moines Public Schools	Madison Elementary
Targeted Year 2 -	Des Moines Public Schools	Moulton Elementary
Targeted Year 1 -	Des Moines Public Schools	Samuelson Elementary
Targeted Year 2 -	Des Moines Public Schools	Walnut Street Elementary
Extended Targeted Year 2 -	Des Moines Public Schools	Hillis Elementary
Extended Targeted Year 2 -	Des Moines Public Schools	Findley Elementary
Targeted Year 1 -	Des Moines Public Schools	Jackson Elementary
Targeted Year 2 -	Des Moines Public Schools	Hanawalt Elementary
Extended Targeted Year 2 -	Des Moines Public Schools	Hoover High School
Extended Targeted Year 2 -	Des Moines Public Schools	Roosevelt High School
Extended Targeted Year 2 -	Des Moines Public Schools	Lovejoy Elementary
Targeted Year 2 -	Des Moines Public Schools	Merrill Middle School
Extended Targeted Year 2 -	Des Moines Public Schools	South Union Elementary
Extended Targeted Year 2 -	Des Moines Public Schools	Hubbell Elementary
Targeted Year 1 -	Des Moines Public Schools	Morris Elementary
Targeted Year 2 -	Des Moines Public Schools	Windsor Elementary
Extended Targeted Year 2 -	Des Moines Public Schools	Perkins Elementary
Extended Targeted Year 2 -	Des Moines Public Schools	Riverwoods Elementary
Extended Targeted Year 2 -	Des Moines Public Schools	Cattell Elementary
Targeted Year 1 -	Earlham Community Schools	Earlham Middle School
Targeted Year 1 -	Exira Elk Horn Kimballton	Exira Elk Horn Kimballton High School

Targeted Year 1 -	Gilbert Community Schools	Gilbert Intermediate
Targeted Year 1 -	Glidden Ralston Community Schools	Glidden Ralston JH/HS
Targeted Year 2 -	Guthrie Center Community Schools	Guthrie Center High School
Targeted Year 1 -	Indianola Community Schools	Indianola Middle School
Targeted Year 2 -	Indianola Community Schools	Indianola High School
Targeted Year 1 -	Johnston Community Schools	Lawson Elementary
Extended Targeted Year 2 -	Johnston Community Schools	Middle School
Targeted Year 2 -	Johnston Community Schools	Horizon Elementary
Targeted Year 2 -	Johnston Community Schools	Beaver Creek Elementary
Targeted Year 2 -	Johnston Community Schools	Wallace Elementary
Targeted Year 2 -	Johnston Community Schools	Johnston High School
Targeted Year 1 -	Knoxville Community Schools	Knoxville High School
Extended Targeted Year 2 -	Knoxville Community Schools	Northstar Elementary
Targeted Year 2 -	Madrid Community Schools	Madrid Junior High
Targeted Year 2 -	Madrid Community Schools	Madrid High School
Targeted Year 2 -	Martensdale St Marys Community Schools	Martensdale St Mary's Jr/Sr High
Targeted Year 1 -	Nevada Community Schools	Nevada Middle School
Targeted Year 2 -	Nevada Community Schools	Nevada High School
Comprehensive Year 2 -	Newton Community Schools	West Academy Alternative School
Extended Targeted Year 2 -	Newton Community Schools	Berg Middle School
Targeted Year 1 -	Newton Community Schools	Newton Senior High
Targeted Year 2 -	Ogden Community Schools	Ogden Middle School
Targeted Year 2 -	Panorama Community Schools	Panorama High School
Extended Targeted Year 2 -	Prairie City Monroe Community Schools	Monroe Elementary
Extended Targeted Year 2 -	Prairie City Monroe Community Schools	Prairie City Monroe Middle School
Targeted Year 1 -	Perry Community Schools	Perry Middle School
Targeted Year 2 -	Pleasantville Community Schools	Pleasantville Elementary
Targeted Year 2 -	Pleasantville Community Schools	Pleasantville High School
Targeted Year 2 -	Saydel Community Schools	Saydel High School
Extended Targeted Year 2 -	Saydel Community Schools	Saydel Middle School
Targeted Year 2 -	Southeast Polk Community Schools	Southeast Polk Junior High
Targeted Year 2 -	Southeast Polk Community Schools	Southeast Polk High School
Targeted Year 1 -	Southeast Polk Community Schools	Clay Elementary
Targeted Year 2 -	Southeast Polk Community Schools	Willowbrook Elementary

Extended Targeted Year 2	Southeast Polk Community Schools	Spring Green Elementary
Targeted Year 1	Southeast Warren Community Schools	Southeast Warren Junior High/High School
Targeted Year 2	Urbandale Community Schools	Urbandale Middle School
Targeted Year 2	Urbandale Community Schools	Karen Acres Elementary
Targeted Year 2	Urbandale Community Schools	Urbandale High School
Targeted Year 2	Urbandale Community Schools	Olmsted Elementary
Targeted Year 2	Waukee Community Schools	South Middle School
Targeted Year 2	Waukee Community Schools	Timberline Elementary
Extended Targeted Year 2	Waukee Community Schools	Waukee High School
Targeted Year 1	Waukee Community Schools	Grant Ragan Elementary
Targeted Year 2	Waukee Community Schools	Northwest High School
Targeted Year 2	Waukee Community Schools	Eason Elementary
Targeted Year 2	Waukee Community Schools	Woodland Hills Elementary
Targeted Year 2	West Central Valley Community Schools	Dexter Elementary
Extended Targeted Year 2	West Central Valley Community Schools	West Central Valley Middle School
Targeted Year 1	West Des Moines Community Schools	Valley Southwoods
Extended Targeted Year 2	West Des Moines Community Schools	Western Hills Elementary
Targeted Year 2	West Des Moines Community Schools	Hillside Elementary
Extended Targeted Year 2	West Des Moines Community Schools	Stilwell Junior High
Targeted Year 2	West Des Moines Community Schools	Clive Learning Academy
Extended Targeted Year 2	West Des Moines Community Schools	Crestview Elementary
Targeted Year 2	West Des Moines Community Schools	Fairmeadows Elementary
Targeted Year 2	West Des Moines Community Schools	Jordan Creek Elementary
Targeted Year 1	Winterset Community Schools	Winterset Junior High
Targeted Year 2	Winterset Community Schools	Winterset Middle School
Targeted Year 1	Woodward Granger Community Schools	Woodward Granger High School

### Individuals with Disabilities Education Act - Differentiated Accountability (IDEA-DA) Assistance

IDEA-Differentiated Accountability (IDEA-DA) is a continuous monitoring cycle that includes compliance and results elements aligned with federal and state requirements for special education programs. IDEA-DA maintains a primary focus on improving educational results and functional outcomes for all students with disabilities and ensuring compliance with Part B, with particular emphasis on those requirements most closely related to improving educational results for students with disabilities. Different data sources and methods are used to monitor LEAs annually. The information collected is reviewed, verified and publicly reported annually in the Annual Performance Report (APR). Specific State Performance Plan (SPP) indicators require a review of data for all LEAs each year with follow-up reviews for LEAs below the state targets.

Iowa's monitoring activities focus on improving performance outcomes as well as correcting noncompliance. LEAs can expect monitoring activities and technical assistance with an emphasis on strengthening, adjusting and/or correcting in fiscal, program practices and management. Monitoring activities include: data collection, verification, reporting and improvement activities. Technical Assistance and support are designed to help the LEA to strengthen program management, processes, implementation and other areas identified through monitoring data. Detailed information related to IDEA-DA can be found on the Department of Education's [Special Education Public Reporting](#) page.

Iowa has designed three differentiated levels of support to meet the needs of the LEAs to improve educational results and functional outcomes for all students with disabilities. With this in mind, The Department, in collaboration with stakeholders, developed three levels of support that all require actions that translate into system steps toward improved outcomes for students with disabilities: Level 1, Level 2, Level 3. IDEA-DA's tiered levels represent the intensity of resources needed for special education program improvement to meet the needs of students with disabilities and improved outcomes, with Level 3 being the highest level of intensity.

Designation	District	School
Level 3	Des Moines	Literacy
Level 3	Melcher Dallas	Mixed - Prioritized Literacy Based on Review of their ISR Data
Level 3	North Polk	Secondary Transition
Level 2	Carlisle	Mixed - Prioritized Secondary Transition Based on Review of their ISR Data
Level 2	Johnston	Mixed - Prioritized Secondary Transition Based on Review of their ISR Data
Level 2	Knoxville	Literacy
Level 2	Newton	Secondary Transition
Level 2	PCM	Secondary Transition
Level 2	West Central Valley	Secondary Transition
Level 2	West Des Moines	Literacy
Level 2	Woodward Granger	Secondary Transition
Level 1	All remaining districts	

### Examples of Targeted Support Based on Above Designations

Heartland's three districts with a Level 3 determination, identified district team members to participate in completing the IDEA-DA Data Review Protocol. The most up to date Data Review Protocols (DRP) are linked:

- [DRP- Secondary Transition](#)
- [DRP-Literacy](#)

Districts receiving level 3 support completed the DRP in May of 2023. The AEA Regional Director serving the district facilitated the data conversation with support from Department staff. All facilitated data conversations are completed on-site with the district.

Each of the three districts worked with the AEA Regional Director to complete an Implementation Plan outlining their actions to address the area of focus based on their review of the data. For each of the districts, the AEA will specifically support professional learning around the identified SDI professional learning package aligned to their area of focus and goal. This professional learning began in the fall of 2023.

- Des Moines - PK SDI
- Melcher-Dallas - K-6 SDI